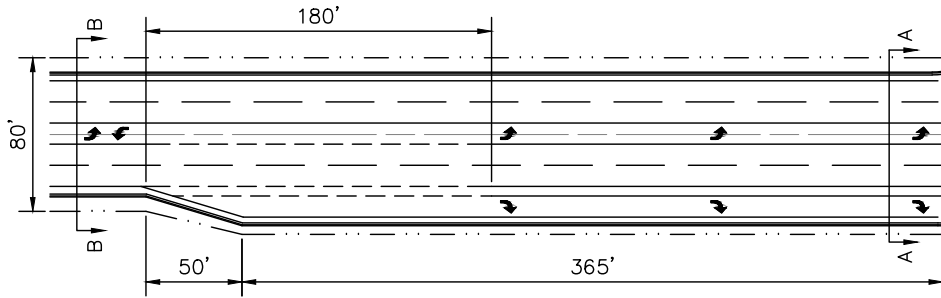
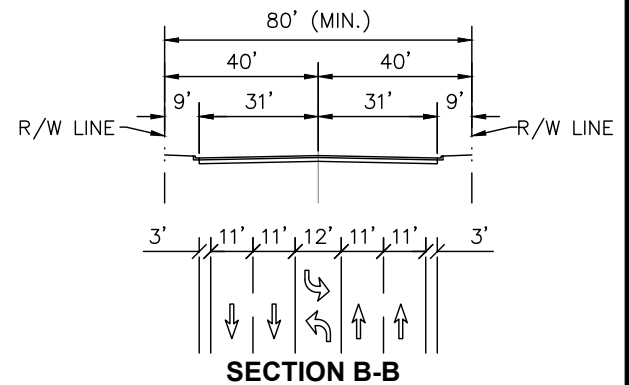
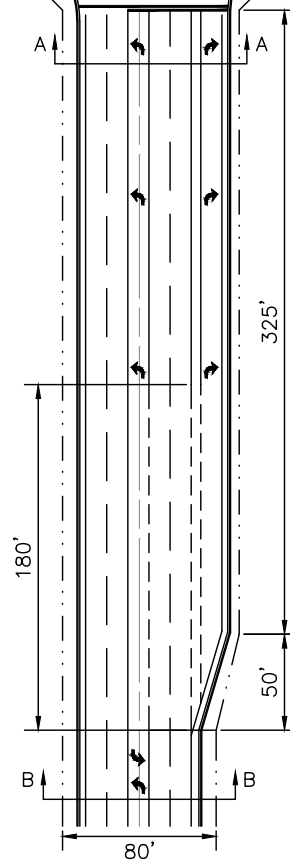
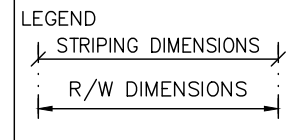
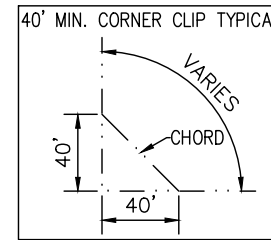
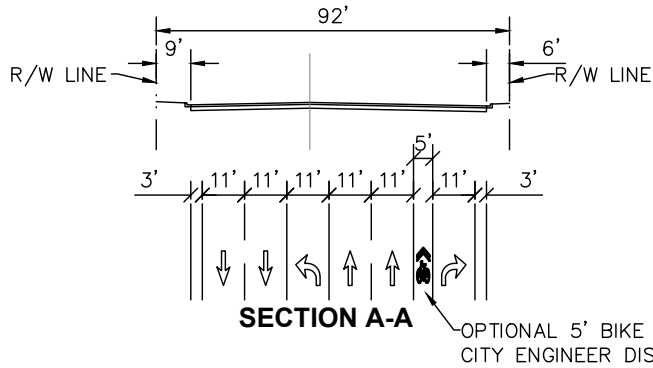
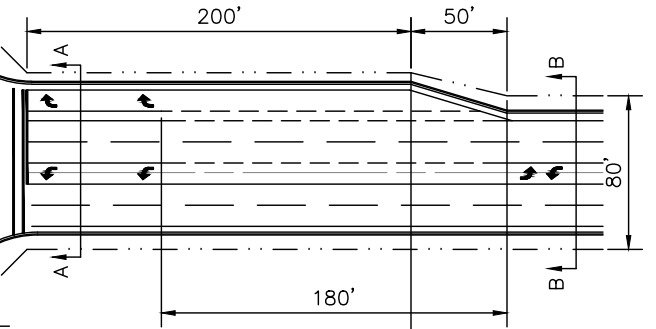


55 MPH APPROACH



35 MPH APPROACH



NOTES

1. MINIMUM DIMENSIONS MAY BE REDUCED/EXTENDED BY THE CITY ENGINEER.
2. IF TRANSITION IS DONE ONLY ON ONE SIDE OF THE ROAD, A DOUBLING OF THE RIGHT-OF-WAY TRANSITION WILL BE REQUIRED.
3. RIGHT-OF-WAY REQUIREMENTS SHOWN REFLECT A 90 DEGREE INTERSECTION. FOR OTHER INTERSECTING ANGLES, MODIFY DIMENSIONS ACCORDINGLY.
4. FOR EXACT CROSS WALK PLACEMENT PLEASE SEE CURB RAMP DETAILS (300-9).

45 MPH APPROACH

SINGLE LEFT TURN LANE INTERSECTION DETAIL



REVISIONS:	DATE APPROVED
	06/03/2020
	PAGE No.
	300-24