

2022 ANNUAL REPORT



SIDNEY MUNICIPAL COURT

Gary J. Carter
Judge

Tony D. Kremer
Court Administrator/Clerk of Court

TABLE OF CONTENTS

COVER LETTER.....	Page 1 – 3
ORGANIZATIONAL CHART.....	Page 4
TRIAL BALANCE.....	Page 5
CHANGES IN ASSETS/LIABILITIES.....	Page 6
ACCOUNTS RECEIVABLE COMPARISON.....	Page 7 & 8
CASE FILINGS.....	Pages 9 & 10
BREAKDOWN OF FILINGS BY AGENCY.....	Pages 11 & 12
CASE DISPOSITIONS.....	Pages 13 – 16
JUROR STATISTICS.....	Page 17
BAILIFF/PROBATION REPORT.....	Pages 18 & 19



Sidney Municipal Court

Court Location

110 W Court Street
Sidney, OH 45365
Tele. 937-498-0011

Mailing Address

201 W. Poplar Street
Sidney, OH 45365
Fax 937-498-8179

Gary J. Carter
Judge

January 2023

Mayor and Members of Sidney City Council
201 West Poplar Street
Sidney, OH 45365

Shelby County Commissioners
129 East Court Street
Suite 100
Sidney, OH 45365

Dear Public Officials:

I am pleased to submit the 2022 Annual Report for the Sidney Municipal Court.

The year 2022 was another busy year for the Sidney Municipal Court. The Court processed 5,970 cases and continued referring probationers to community providers for treatment and counseling. The Court also continued work toward its goal of creating a more user friendly experience for litigants by optimizing the Court's use of technology and adding new functionality on the Court's website.

The Court is modernizing business practices to ensure the best possible service is provided to court users. To improve services, the Court is expanding its eFiling system for attorneys and allowing self-represented litigants to file documents by email. The Court also implemented an improved credit card payment system in 2022 that provides the public with a detailed breakdown of how much is owed and when payment is due.

The Court is also expanding its eCitation feature which gives police agencies the ability to submit traffic tickets to the Court electronically. The Ohio State Highway Patrol, Sidney Police Department, and Village of Botkins are

currently utilizing the system, and in 2023 the Court plans to bring additional agencies on board.

The Court processed 3,914 traffic cases, 615 criminal cases, and 1,441 civil cases for a total of 5,970 cases in 2022. The Probation Department monitored 349 new Probation cases and completed 392 cases, with 76% of those probationers completing their plan successfully. The Bailiffs served 642 papers, transported 116 prisoners, and the Court held video arraignments for 658 prisoners.

During 2022, 173 individuals entered the Court's License Intervention Program. The Program had a 76% successful completion rate which resulted in 131 valid and properly insured drivers on the roads.

In 2022, the Court collected \$2,087,069 in receipts. In addition, qualifying offenders provided service to the City and County through the Court's Alternative Service Program in lieu of paying fines. This program allows those who do not earn sufficient income to pay their fines, the alternative of working off their fines and costs by performing community service to local organizations and non-profit agencies.

The Court distributed \$22,233 in restitution to victims of crime and distributed garnishment monies in the amount of \$902,726 to various creditors.

It has been our goal to file fewer probation violations by partnering with community agencies to offer additional programs, and also by offering programs in-house. With our new programs, we were able to decrease probation violations from nearly 250 in prior years to 89 in 2022. In place of a probation violation, 274 people were placed in counseling and treatment programs such as alcohol and drug, mental health, anger management, and parenting classes.

In 2022, the Probation Department began offering Thinking for a Change and Domestic Batterers classes for certain types of offenders. In 2022, 16 offenders participated in the Thinking for a Change class and 9 (56%) successfully completed the program. The Domestic Batterers program had 17 participants throughout the year, with 5 successful completions, 4 unsuccessful, and 9 others still in the process of completing the program.

The Court's Pretrial Services Program continues to help identify defendants who are appropriate for pretrial release from jail. In 2022, the Court's Pretrial Services Officer collected background information on 449 defendants and determined whether they were eligible for pretrial release and supervision.

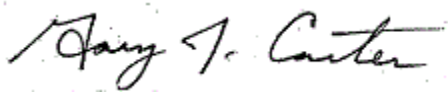
The Probation Department also completed 146 pre-sentence investigations on cases to help the Court in determining an appropriate sentence.

There were numerous changes to Court staff throughout the year, with several internal candidates being promoted to new positions. Tracy Kinninger was promoted from Deputy Clerk to Project/Program Coordinator, Lindsey Byers was promoted from Chief Bailiff to Chief Probation Officer/Bailiff, and

Dustin Snow was promoted from Probation Officer to Deputy Chief Probation Officer. The Court also gained 5 new staff members during the year including: Chief Deputy Clerk Shanda Green, Deputy Clerk Justina Ansley, Deputy Bailiff Shawn Bradley, Probation Officer Jane Braun, and Probation Officer Amy Swaney. We like to promote from within when possible and we were able to do that with 3 internal openings in 2022. In addition, we hired 4 well qualified and experienced new staff members during the year.

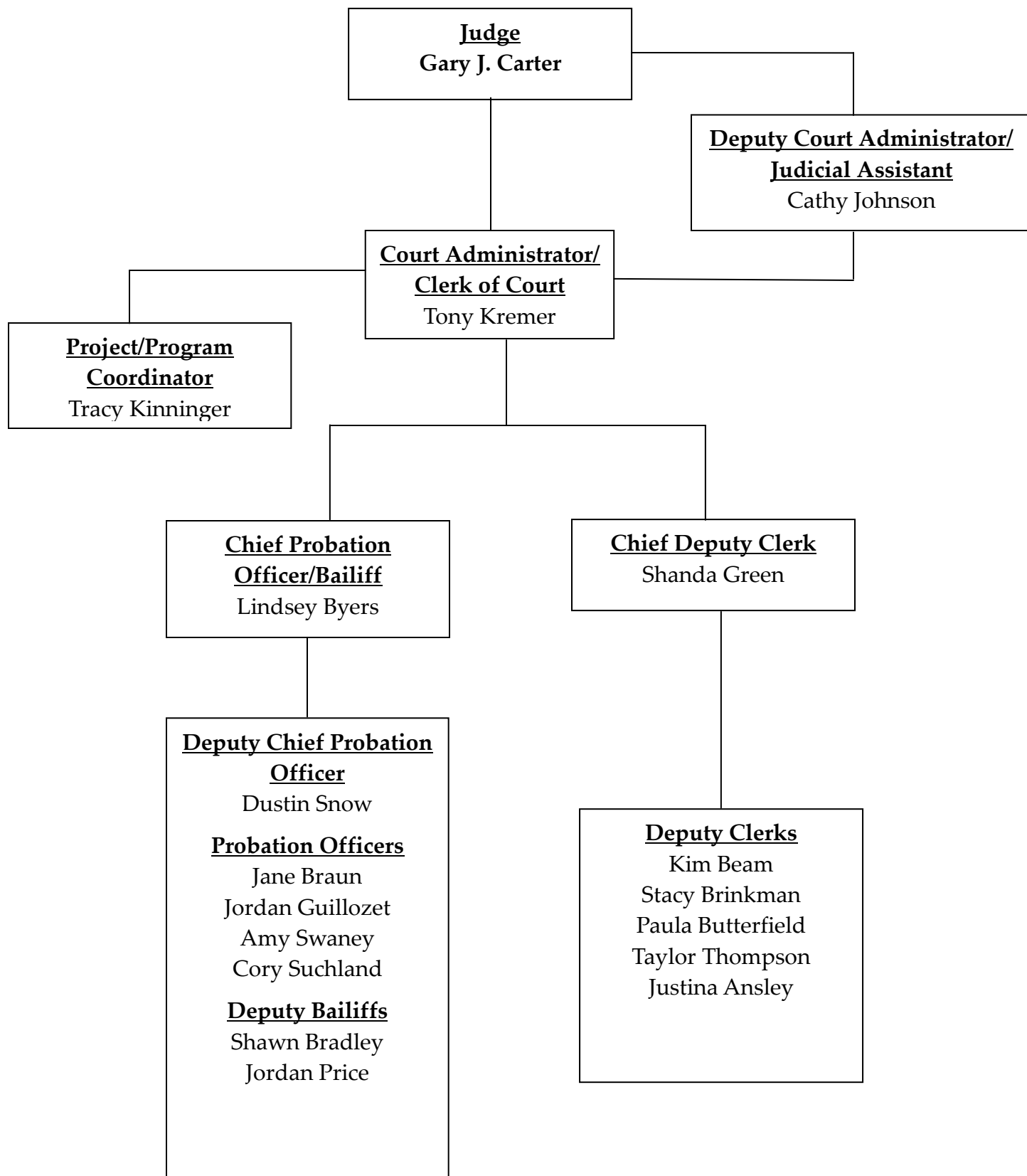
Court staff continues to work well together. We will continue to provide prompt and courteous service to the citizens of Sidney and Shelby County and to see that justice is administered as fairly, impartially, and efficiently as possible.

Respectfully submitted,

A handwritten signature in black ink that reads "Gary J. Carter". The signature is written in a cursive style with a large initial "G" and "C".

Gary J. Carter
Judge
Sidney Municipal Court

Organizational Chart



Changes in Assets and Liabilities for year ending December 31, 2022

	TRAFFIC AND CRIMINAL	CIVIL AND SMALL CLAIMS	OTHER	TOTAL
ASSETS				
Cash 1-1-22	\$ 134,760.95	\$ 95,305.52	\$0.00	\$ 230,066.47
Additions	\$ 860,715.49	\$ 1,226,354.00	0.00	\$ 2,087,069.49
Reductions	\$ 787,901.34	\$ 1,165,054.65	0.00	\$ 1,952,955.99
Cash 12-31-22	\$ 207,575.10	\$ 156,604.87	\$0.00	\$ 364,179.97
TOTAL ASSETS	\$ 207,575.10	\$ 156,604.87	\$0.00	\$ 364,179.97
LIABILITIES				
Escrow bonds & deposits 1-1-22	\$69,978.36	\$50,507.55	\$0.00	\$120,485.91
Additions	84,998.75	913,650.84	0.00	998,649.59
Reductions	106,196.30	955,298.19	0.00	1,061,494.49
Escrow bonds & deposits 12-31-22	\$48,780.81	\$8,860.20	\$0.00	\$57,641.01
Payable to other govt's 1-1-22	64,782.59	44,797.97	0.00	109,580.56
Additions	775,716.74	312,703.16	0.00	1,088,419.90
Reductions	681,705.04	209,756.46	0.00	891,461.50
Payable to other govt's 12-31-22	\$158,794.29	\$147,744.67	\$0.00	\$306,538.96
TOTAL LIABILITIES	\$207,575.10	\$156,604.87	\$0.00	\$364,179.97

Trial Balance for year ending December 31, 2022

	FINAL 2021	DR/(CR)	FINAL 2022
Assets Cash	\$ 230,066.47	\$ 134,113.50	\$ 364,179.97
LIABILITIES			
Civil/Small Claims Open Items	\$ 50,507.55	\$ (41,647.35)	\$ 8,860.20
Bonds Open Items	\$ 69,978.36	\$ (21,197.55)	\$ 48,780.81
Trusteeship Open Items	\$ -	\$ -	\$ -
Payable to Government Agencies	\$ 109,580.56	\$ 196,958.40	\$ 306,538.96
TOTAL LIABILITIES	\$ 230,066.47	\$ 134,113.50	\$ 364,179.97
RECEIPTS			
Criminal/Bonds	\$ 1,081,811.56	\$ (221,096.07)	\$ 860,715.49
Civil/Small Claims	\$ 1,152,892.80	\$ 73,461.20	\$ 1,226,354.00
Trusteeship	\$ -	\$ -	\$ -
Landlord/Tenant	\$ -	\$ -	\$ -
TOTAL RECEIPTS	\$ 2,234,704.36	\$ (147,634.87)	\$ 2,087,069.49
DISBURSEMENTS			
Criminal/Bonds	\$ 1,088,471.31	\$ (300,569.97)	\$ 787,901.34
Civil/Small Claims	\$ 1,180,359.00	\$ (15,304.35)	\$ 1,165,054.65
Trusteeship	\$ -	\$ -	\$ -
Landlord/Tenant	\$ -	\$ -	\$ -
TOTAL DISBURSEMENTS	\$ 2,268,830.31	\$ (315,874.32)	\$ 1,952,955.99
Receipts Over/Under Disbursements	\$ (34,125.95)	\$ 168,239.45	\$ 134,113.50
Beginning Cash/Change	\$ 264,192.42	\$ (34,125.95)	\$ 230,066.47
Cash/Change	\$ -	\$ -	\$ -
Ending Cash	\$ 230,066.47	\$ 134,113.50	\$ 364,179.97

Accounts Receivable Comparison

	2021	2022
PAID TO CITY OF SIDNEY		
Computer Research Fund	\$37,904.00	\$32,869.00
City Fines/Forfeitures	\$33,930.00	\$24,860.44
Court Costs	\$236,147.89	\$184,414.87
45% Ohio State Highway Patrol	\$0.00	\$22.50
40% Ohio State Highway Patrol	\$42,726.40	\$31,403.60
Witness and Jury Fees	\$5.00	\$42.00
Indigent Alcohol Treatment Fund	\$9,660.30	\$7,846.38
DUI Enforcement/Education Fund	\$1,631.50	\$1,262.50
Civil Costs	\$176,052.40	\$184,907.30
Small Claims Costs	\$1,370.00	\$2,371.00
Trusteeship Fees	\$0.00	\$0.00
Interest Earned	\$8.98	\$17.49
Bank Fees	-\$516.36	-\$716.72
Special Projects	\$131,279.73	\$109,050.57
Non Moving Violation	\$288.00	\$169.00
Special Pro. Ind Alcohol Treatment	\$5,639.00	\$4,581.00
Sidney Police Fee	\$14,332.55	\$11,080.62
Unclaimed funds	\$4,387.07	\$1,108.03
Drug Test	\$1,908.00	\$1,263.00
Probation Services Fee	\$3,690.00	\$17,755.00
Total Paid To City of Sidney	\$700,444.46	\$614,307.58

PAID TO SHELBY COUNTY		
Victims Services	\$1,260.75	\$1,028.00
Canine Control	\$1,161.00	\$1,662.00
Regular Fines	\$105,934.05	\$79,569.77
Uniform Traffic	\$47,118.00	\$43,363.00
10% Ohio State Highway Patrol	\$10,676.60	\$7,850.90
Witness and Jury Fees	\$934.00	\$33.00
Crime Stoppers	\$444.00	\$334.00
Public Defender Fee	\$10,204.62	\$8,419.80
Shelby County Sheriff's Fees	\$2,626.00	\$2,525.00
DUI Incarceration	\$8,625.50	\$7,051.00
DUI Enforcement/Education Fund	\$773.00	\$558.00
Shelby County Sheriff Drug Enforcement Fund	\$75.00	\$0.00
Overload Fines	\$25.00	\$0.00
Law Library	\$4,000.00	\$4,008.00
Total Paid To Shelby County	\$193,857.52	\$156,402.47

Accounts Receivable Comparison

	2021	2022
PAID TO STATE OF OHIO		
Reparations Rotary (Victims of Crime)	\$43,803.49	\$34,445.00
45% Ohio State Highway Patrol	\$0.00	\$22.50
50% Ohio State Highway Patrol	\$53,436.00	\$39,232.00
Department of Liquor Control	\$100.00	\$100.00
Division of Wildlife	\$2,053.00	\$1,283.80
Division of Watercraft	\$50.00	\$150.00
Board of Pharmacy	\$825.00	\$675.00
Seatbelt Education Fund	\$9,408.00	\$5,960.00
DUI Enforcement/Education Fund	\$1,108.00	\$690.00
Legal Aid Funding	\$36,236.00	\$36,467.00
Highway Patrol Drug Enforcement Fund	\$3,290.00	\$2,065.00
Expungement fees	\$570.00	\$870.00
Indigent Defense Support Fund	\$116,918.05	\$92,098.57
Moving Violation Drug Enforcement	\$14,989.20	\$11,407.88
Moving Violation IDSF	\$21,425.00	\$16,301.74
State General Fund	\$30.00	\$60.00
Total Paid To State of Ohio	\$304,241.74	\$241,828.49

MISCELLANEOUS	\$37,585.51	\$30,524.15
----------------------	--------------------	--------------------

(Includes Restitution Paid, Foreign County Sheriff Fees, Payments to Villages, etc.)

TOTAL PAID OUT TO GOV'T AGENCIES	\$1,198,543.72	\$1,012,538.54
---	-----------------------	-----------------------

MISCELLANEOUS CIVIL RECEIPTS	\$918,752.58	\$950,311.22
-------------------------------------	---------------------	---------------------

(Includes Garnishments, Judgments, Trusteeship, Marriage Fees, and all other Miscellaneous Civil Accounts)

COMMUNITY SERVICE CREDIT FOR FINES	\$5,738.00	\$1,050.00
---	-------------------	-------------------

Five Year Comparison of Cases Filed

TYPE OF CASE FILED	2018	2019	2020	2021	2022
Felonies	187	162	122	120	89
Criminal Misdemeanors	945	882	562	532	526
Driving Under Influence	244	182	140	149	129
Other Traffic	5,679	4,883	3,303	4,959	3,785
Civil	1,431	1,635	1,028	1,226	1,188
Evictions	246	245	178	160	199
Small Claims	119	126	60	32	54
Total	8,851	8,115	5,393	7,178	5,970

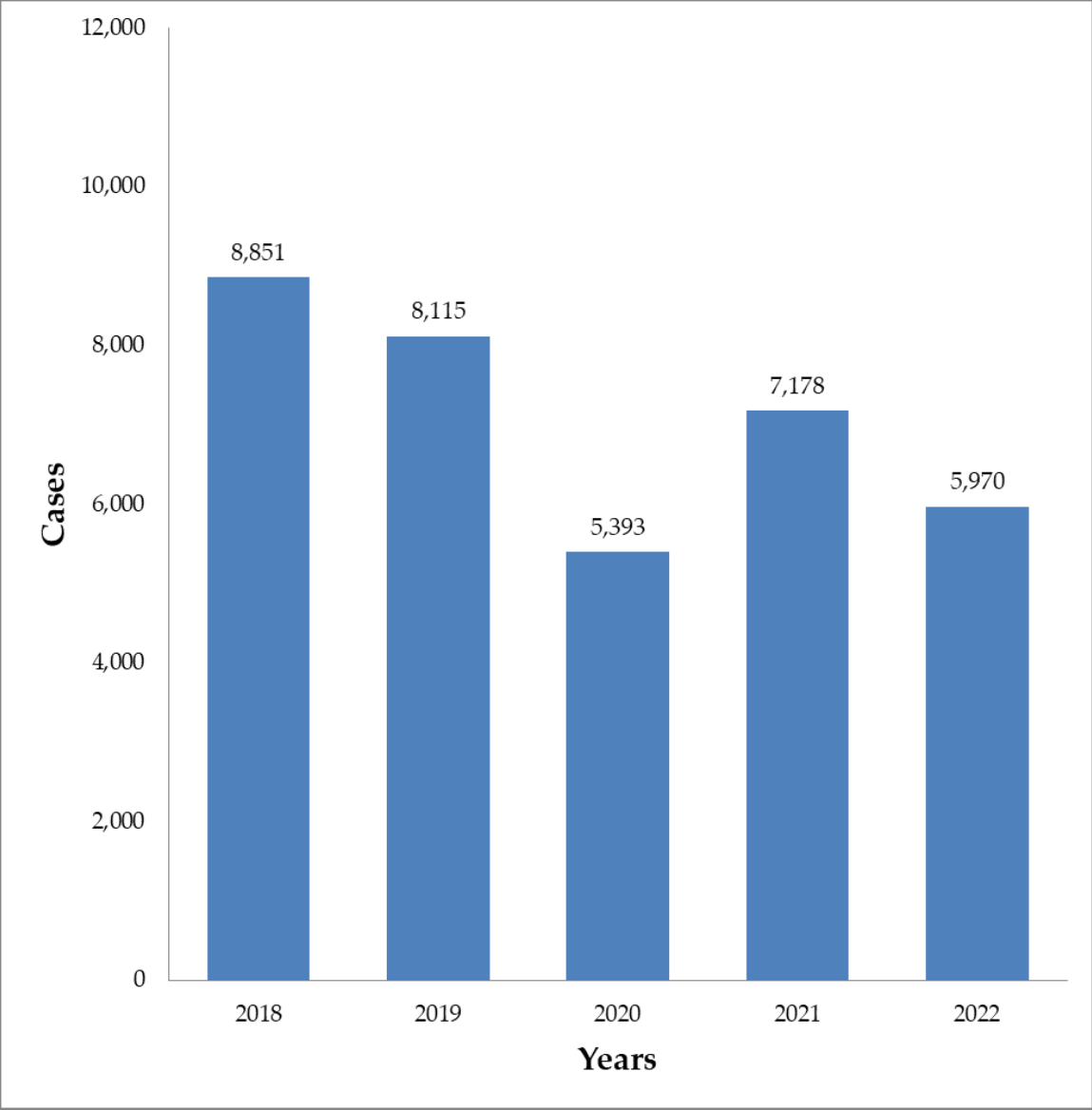
Cases Reactivated	424	467	457	406	389
--------------------------	-----	-----	-----	-----	-----

Wage Garnishments	765	869	517	604	664
Bank Garnishments	56	76	31	15	65

Wedding Ceremonies	35	33	27	36	24
---------------------------	----	----	----	----	----

Note: The total cases filed number counts cases based on filing date (rather than offense date) and also counts cases transferred to the IJ report. For these reasons, this total will not match the case filings by agency total on page 11 of this report.

Five Year Comparison of Cases Filed



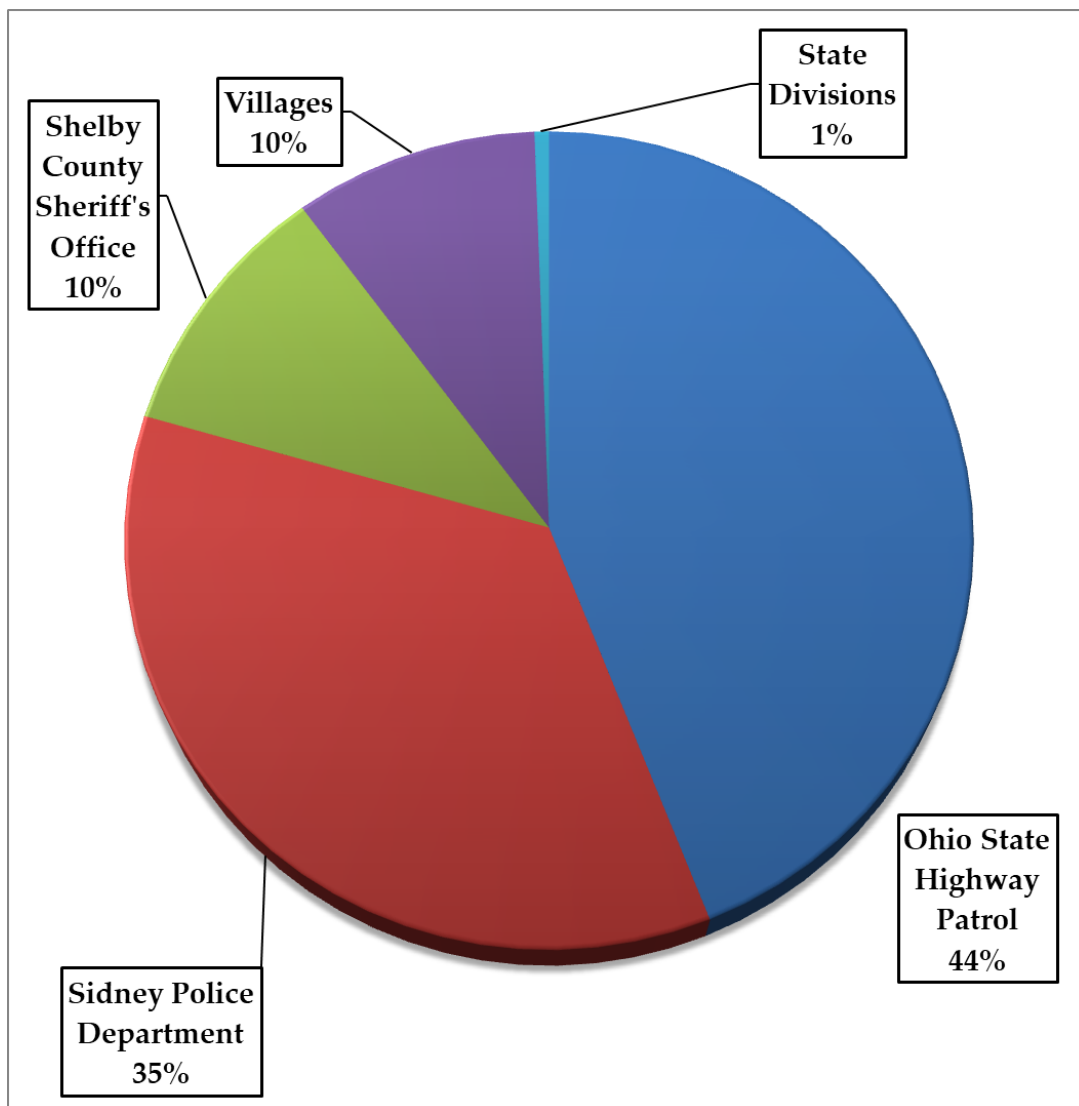
Breakdown of Traffic/Criminal/OVI Case Filings by Agency

AGENCY	FELONIES	CRIMINAL MISD.	DUIs	OTHER TRAFFIC	TOTAL
Ohio State Highway Patrol	6	52	46	1,837	1941
Sidney Police Department & SFD	45	287	41	1,190	1563
Shelby County Sheriff's Office	24	69	24	322	439
Dog Warden	0	19	0	0	19
Village of Botkins	5	12	7	138	162
Village of Anna	4	26	7	118	155
Village of Jackson Center	0	11	0	45	56
Village of Fort Loramie	0	6	1	21	28
Village of Port Jefferson	1	8	0	14	23
State of Ohio - Parks & Rec & EPA	0	2	0	10	12
State of Ohio Division of Wildlife	0	8	0	0	8
State of Ohio - Liquor Control	0	3	0	0	3
State of Ohio Division of Watercraft	0	2	0	0	2
TOTALS	85	505	126	3,695	4411

Note: The total cases filed by agency counts cases based on offense date (rather than date filed with the Court) and does not count cases transferred to the IJ report. For these reasons, this total will not match the total cases filed on page 9 of this report.

Breakdown of Traffic/Criminal/OVI Case Filings by Agency

Agencies	TOTAL	%
Ohio State Highway Patrol	1,941	44%
Sidney Police Department	1,563	35%
Shelby County Sheriff's Office	458	10%
Villages	424	10%
State Divisions	25	1%
Total	4,411	100%



Case Dispositions 2021 and 2022

FELONIES	2021	2022
Preliminary Hearing Held	50	32
Waiver of Preliminary Hearing	69	59
Dismissals (including at Prelim. Hearing	2	4
Unavailability of Defendant	5	4
Plea to Reduce Charge	-	-
Total	126	99
CRIMINAL MISDEMEANORS		
Jury Trials	-	-
Court Trials	61	43
Pleas (to original charge & at arraignment)	167	219
Pleas (to reduced charge)	112	115
Payment through Violations Bureau	3	19
Dismissals	184	151
Unavailability of Defendant	107	91
Appeals	-	-
Transfer to Another Judge or Court	-	-
Total	634	638
DRIVING UNDER INFLUENCE		
Jury Trials	-	-
Court Trials	11	17
Pleas (to original charge & at arraignment)	37	41
Pleas (to reduced charge)	80	76
Dismissals	17	9
Unavailability of Defendant	7	10
Appeals	-	-
Transfer to Another Judge or Court	-	-
Total	152	153

Case Dispositions 2021 and 2022 Continued

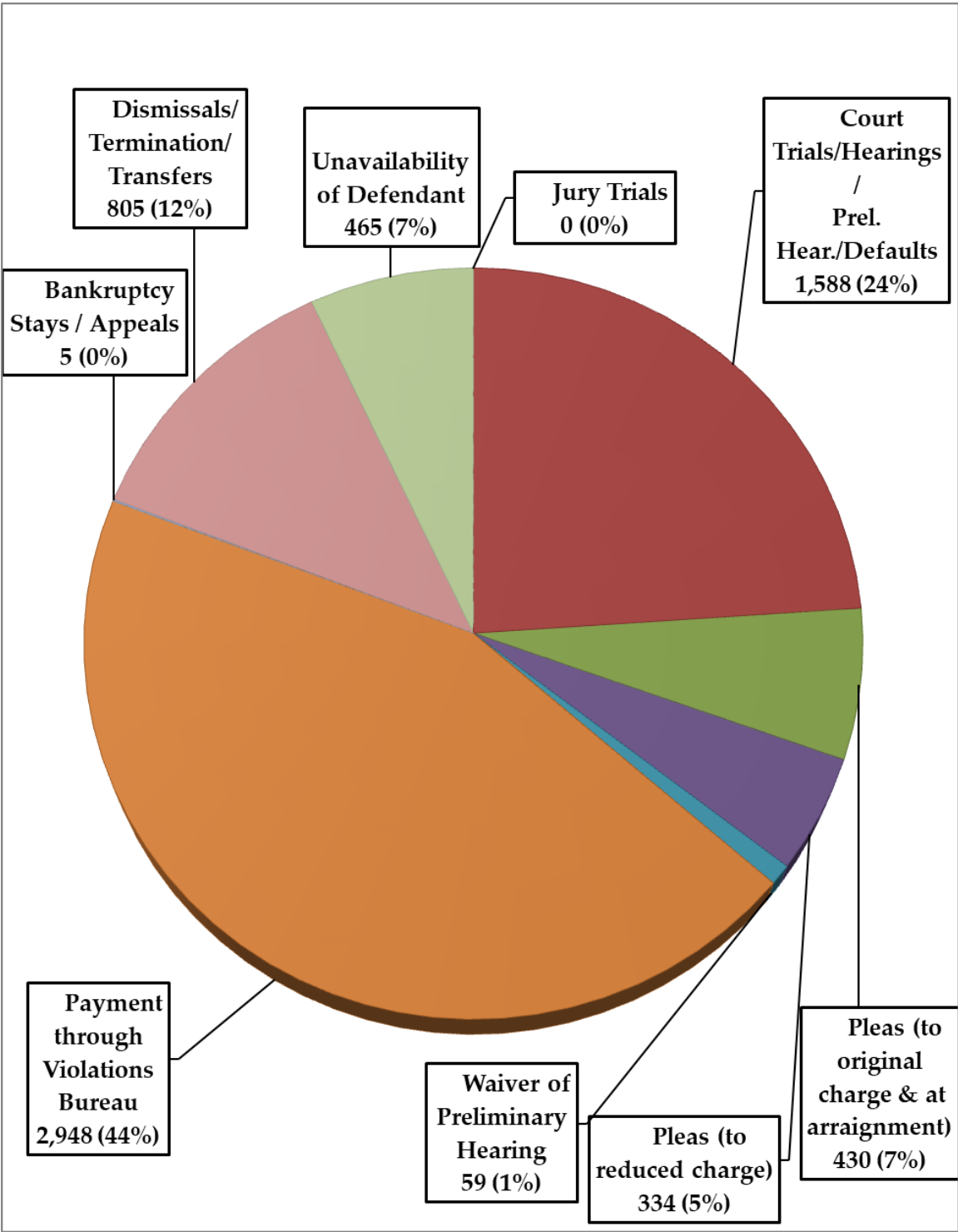
OTHER TRAFFIC		
Jury Trials	-	-
Court Trials	417	355
Pleas (to original charge & at arraignment)	324	170
Pleas (to reduced charge)	143	143
Payment through Violations Bureau	3,730	2,929
Dismissals	181	212
Unavailability of Defendant	438	360
Appeals	-	-
Transfer to Another Judge or Court	-	-
Total	5,233	4,169

CIVIL	2021	2022
Jury Trials	-	-
Trials to Court (Including Defaults)	1,006	1,107
Appeals/Bankruptcy Stays	10	5
Dismissals/Other Terminations	352	404
Transfers to Another Judge or Court	-	-
Total	1,368	1,516
SMALL CLAIMS		
Hearings (Including Defaults)	20	34
Transfers to Civil Docket	-	1
Appeals/Bankruptcy Stays	-	-
Dismissals/Other Terminations	18	24
Transfer to Another Court	-	-
Total	38	59

Case Dispositions 2021 and 2022 Continued

TOTALS FOR ALL CASES	Total	Total
Jury Trials	-	-
Court Trials/Hearings/Prel. Hear./Defaults	1,565	1,588
Pleas (to original charge & at arraignment)	528	430
Pleas (to reduced charge)	335	334
Waiver of Preliminary Hearing	69	59
Payment through Violations Bureau	3,733	2,948
Appeals/Bankruptcy Stays	10	5
Dismissals/Terminations/Transfers	754	805
Unavailability of Defendant	557	465
TOTAL	7,551	6,634

2022 Case Dispositions



2022 Juror Statistics

FIRST TERM (01-01-2022 THROUGH 04-30-2022)			
Number of Jurors Pulled by Jury Commission	200		
Removed by Jury Commission:	25	13%	
Returned by Post Office:	12	6%	
Excused Based on Questionnaire Information	19	10%	
Moved out of Jurisdiction	4		
Medical Reasons	12		
Occupation	3		
JURORS AVAILABLE TO SERVE FIRST TERM:	144	72%	
SECOND TERM (05-01-2022 THROUGH 08-31-2022)			
Number of Jurors Pulled by Jury Commission	200		
Removed by Jury Commission:	18	9%	
Returned by Post Office:	14	7%	
Excused Based on Questionnaire Information	10	5%	
Moved out of Jurisdiction	2		
Medical Reasons	7		
Occupation	1		
JURORS AVAILABLE TO SERVE SECOND TERM:	158	79%	
THIRD TERM (09-01-2022 THROUGH 12-31-2022)			
Number of Jurors Pulled by Jury Commission	200		
Removed by Jury Commission:	25	13%	
Returned by Post Office:	10	5%	
Excused Based on Questionnaire Information	37	19%	
Moved out of Jurisdiction	5		
Medical Reasons	31		
Occupation	1		
JURORS AVAILABLE TO SERVE THIRD TERM:	128	64%	
TOTAL NUMBER OF JURORS DRAWN FOR 2022	600		
TOTAL NUMBER OF JURORS AVAILABLE FOR 2022	430	72%	

Probation Department Statistics 2022

NEW PROBATION CASES IN 2022	349	
SUCCESS RATE	76%	
PROBATION COMPLETIONS IN 2022	SUCCESSFUL COMPLETIONS	UNSUCCESSFUL COMPLETIONS
	298	94

ASSESSMENTS AND REPORTS

PRE-SENTENCE INVESTIGATIONS	146
PRETRIAL SERVICES INTERVIEWS	449
MAT	170
CST	117
PAT	37

REFERRALS TO PROGRAMMING

72 HOUR INTERVENTION PROGRAM	85
GPS/HOUSE ARREST	50
SCRAM	12
MENTAL HEALTH COUNSELING	127
ANGER/RAGE COUNSELING	29
HALFWAY HOUSE	8
IN PATIENT PROGRAMS	3
PARENTING CLASSES	11
PRETRIAL SUPERVISION	11
BATTERS INTERVENTION GROUP	17
DRUG/ALCOHOL EVALUATIONS	43
COMMUNITY SERVICE HOURS	481
MENTAL HEALTH EVALUATIONS	31
IN HOUSE ALCOHOL/DRUG SCREENS ADMINISTERED	366
THINKING FOR A CHANGE	16

Bailiff Department Statistics 2022

PAPERS SERVED

SUBPOENAS	286
SUMMONS	300
WRITS OF RESTITUTION FROM EVICCTIONS	56
GARNISHMENTS	0
TOTAL	642

PRISONERS TRANSPORTED TO / FROM JAIL

FEMALES	26
MALES	66
PROBATION/CONTEMPT WARRANTS (OUT OF COUNTY PRISONER PICKUPS)	24
TOTAL	116

LICENSE INTERVENTION PROGRAM

SUCCESSFUL COMPLETION	131
UNSUCCESSFUL COMPLETION	42
PENDING	19
TOTAL	192

VIDEO APPEARANCES

FEMALES	131
MALES	527
TOTAL	658