

2025 ANNUAL REPORT



SIDNEY MUNICIPAL COURT

Steven J. Geise
Judge

Tony D. Kremer
Court Administrator/Clerk of Court

TABLE OF CONTENTS

COVER LETTER.....	Page 1 – 3
ORGANIZATIONAL CHART.....	Page 4
CHANGE IN ASSETS AND LIABILITIES.....	Page 5
STATEMENT OF NET POSITION.....	Page 6
ACCOUNTS RECEIVABLE COMPARISON.....	Page 7 & 8
CASE FILINGS.....	Pages 9 & 10
BREAKDOWN OF FILINGS BY AGENCY.....	Pages 11 & 12
CASE DISPOSITIONS.....	Pages 13 – 16
JUROR STATISTICS.....	Page 17
BAILIFF/PROBATION REPORT.....	Pages 18 & 19



Sidney Municipal Court

*110 W Court Street
Sidney, OH 45365*

Phone: 937-498-0011

Fax: 937-498-8179

Email: court@sidneyoh.com

Steven J. Geise
Judge

February 2026

Tony D. Kremer
*Court Administrator/ Clerk
of Court*
tkremer@sidneyoh.com
937-498-8725

Cathy F. Johnson
Judicial Assistant
cjohnson@sidneyoh.com
937-498-8710

Lindsey Byers
*Chief Probation Officer/
Bailiff*
lbyers@sidneyoh.com
937-498-8793

Shanda Green
Chief Deputy Clerk
sgreen@sidneyoh.com
937-498-8740

Tracy Kinninger
*Project/Program
Coordinator*
tkinninger@sidneyoh.com
937-498-8738

Mayor and Members of Sidney City Council
201 West Poplar Street
Sidney, OH 45365

Shelby County Commissioners
129 East Court Street
Suite 100
Sidney, OH 45365

Dear Public Officials:

I am pleased to submit the 2025 Annual Report for the Sidney Municipal Court.

The year 2025 was a busy year for the Sidney Municipal Court. A total of 6,321 cases were processed and many probationers were referred to community providers for treatment and counseling. The Court was awarded the Community Corrections Act Grant totaling \$718,340 for consistently meeting state-required benchmarks, allowing us to offer a wide range of classes and programs to support probationers' success. The Court also started a new Traffic Safety Program for Minor misdemeanor traffic offenders, began a partnership with the Ohio Attorney General's office to manage collection efforts, and made several technology improvements.

In 2025, the Court launched a new Traffic Safety Program designed to give eligible defendants cited with minor misdemeanor traffic violations a second chance while enhancing road safety throughout Shelby County, Ohio. This program provides an educational opportunity for drivers to refresh their knowledge of traffic laws while also helping our Court to operate more efficiently by offering an alternative way to adjudicate traffic cases. The 2-hour refresher course on the rules of the road helps make our streets and highways safer for everyone.

The Court also established a partnership with the Ohio Attorney General's Office to assist in the collection of delinquent court costs and fines. Court staff has been trained and our case management system has been configured to send unpaid cases to the Attorney General's Office for collection.

The Court also completed several technology improvements, including the addition of new technology equipment for presentations and trainings in our conference rooms. We also partnered with Bridge Payments for a more convenient way for litigants to pay fines and costs.

The Court processed 4,096 traffic cases, 852 criminal cases, and 1,373 civil cases for a total of 6,321 cases in 2025. The Probation Department monitored 373 new Probation cases and completed 237 cases, with 70% of those probationers completing their plan successfully. The Bailiffs served 712 papers, transported 130 prisoners, and the Court held video arraignments for 839 prisoners.

During 2025, 93 individuals entered the Court's License Intervention Program. The Program had an 87% successful completion rate which resulted in 81 valid and properly insured drivers on the roads.

The Court collected \$2,085,782 in receipts during the year. In addition, qualifying offenders provided service to the City and County through the Court's Alternative Service Program in lieu of paying fines. This program allows those who do not earn sufficient income to pay their fines, the alternative of working off their fines and costs by performing community service to local organizations and non-profit agencies.

The Court distributed \$31,997.85 in restitution to victims of crime and distributed garnishment monies in the amount of \$911,642 to various creditors.

The Court's Pretrial Services Program continues to help identify defendants who are appropriate for pretrial release from jail. The goal of the Program is to reduce or eliminate the time offenders spend in jail by changing their behaviors. In 2025, the Court's Pretrial Services Officer collected background information on 619 defendants to determine whether they were eligible for pretrial release and supervision. There was a victim in 278 of these cases. Program eligibility requirements allowed for 294 inmates to be eligible for an interview for the Pretrial Release Program, and of the 294 defendants interviewed, the court granted an own-recognition bond on 81 cases.

Our goal is to file fewer community control, or "Probation," violations by offering more referrals to community agencies that have additional programs, and also by offering programs in-house. With our new programs we were able to decrease community control violations from nearly 250 in

prior years to 107 in 2025. In place of a community control violation, 197 probationers were placed in counseling and treatment programs such as alcohol and drug, anger management, mental health, and parenting classes. In addition, 197 offenders were sanctioned within the Probation Department rather than getting a Probation Violation, and Probation Officers gave 498 incentives to Probationers for demonstrating growth and implementation of social skills.

The Probation Department also offers Decision Points, Batterer's Intervention, and Anger Management classes for certain types of offenders. In 2025, 31 offenders participated in Decision Points, and 27 of them (87%) successfully completed the program. There are currently 14 more probationers enrolled and 8 on the wait list. The Batterer's Intervention Program had 7 complete in 2025 and 8 currently on track to graduate in February 2026. We also had 34 individuals complete the Court's Anger Management Course.

The Probation Department also completed 52 pre-sentence investigations on cases to help the Court in determining an appropriate sentence.

During 2025, several Court employees were honored for their outstanding service and contributions. Deputy Clerk Stacy Brinkman received a well-deserved 30-year service award, reflecting her extraordinary dedication and the immeasurable positive impact she has had on the Court's operations over three decades. Cathy Johnson was presented with the City of Sidney's Sensei Award, which recognizes an employee regarded as a leader, mentor, and trainer within the organization. These accolades highlight the exceptional talent and commitment of our team, which continues to drive the Court's success.

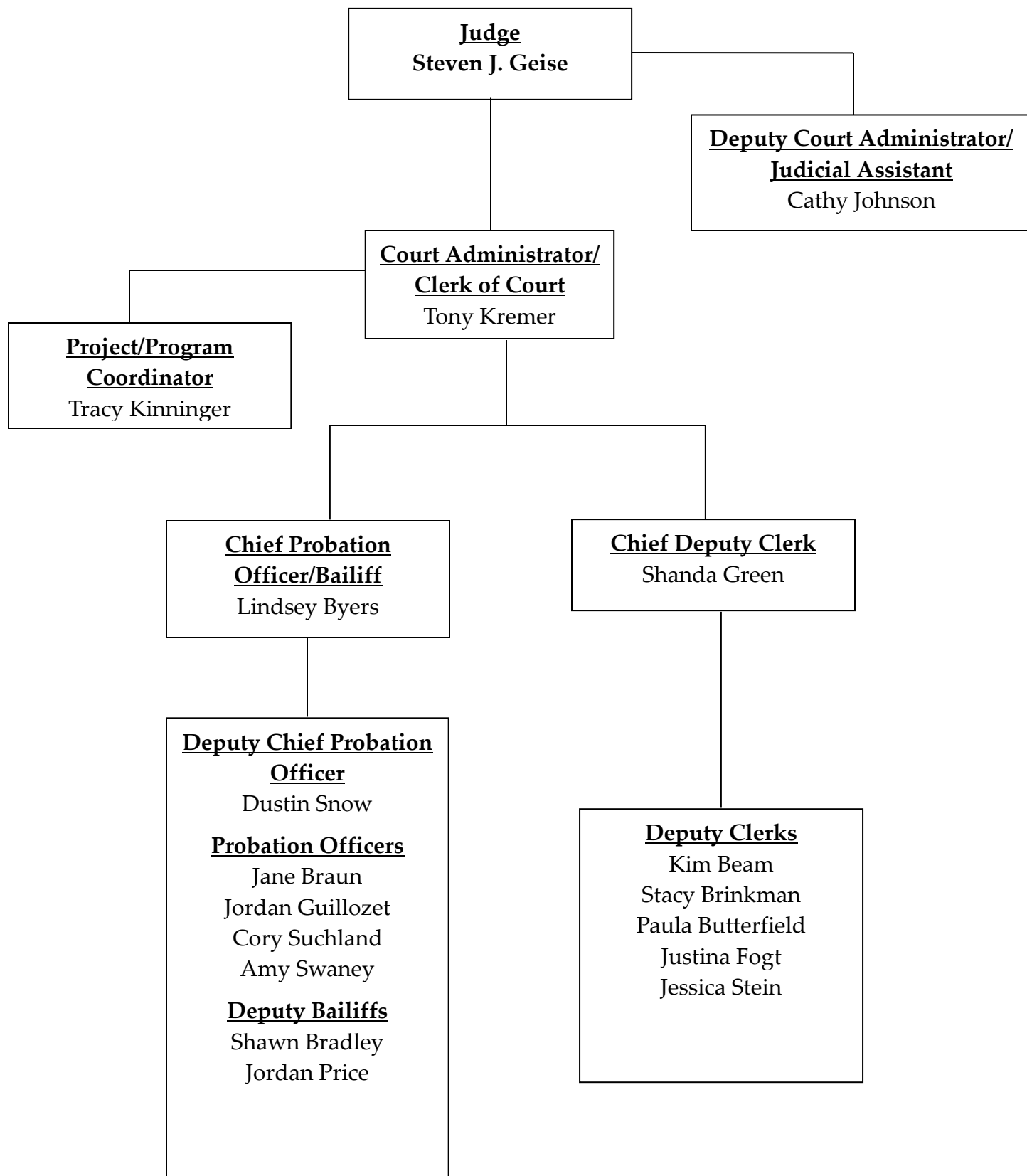
These accomplishments reflect our ongoing commitment to fair, efficient justice; community safety; offender rehabilitation; and victim support. Thank you to our dedicated staff, partners, and community providers for making 2025 a year of meaningful progress. We look forward to building on this success in 2026.

Respectfully submitted,



Steven J. Geise, Judge
Sidney Municipal Court

Organizational Chart



Change in Assets and Liabilities for the year ending December 31, 2025

The table below displays the Court's changes in assets and liabilities for the year ending December 31, 2025.

	Traffic and Criminal	Civil and Small Claims	Totals
ADDITIONS			
Court costs & fines	\$ 748,067	\$ 259,978	\$ 1,008,044
Restitution, Bonds, and Judgments	\$ 216,715	\$ 915,790	\$ 1,132,505
Total Additions	\$ 964,782	\$ 1,175,768	\$ 2,140,549
DEDUCTIONS			
Judgement costs & bond reimbursements	\$ 152,120	\$ 915,743	\$ 1,067,863
Payments to other governments	\$ 802,835	\$ 259,978	\$ 1,062,812
Total Deductions	\$ 954,954	\$ 1,175,721	\$ 2,130,675
Change in net position	\$ 9,827	\$ 47	\$ 9,874
Net position, beginning of year	\$ 23,853	\$ 78,651	\$ 102,504
Net Position, End of Year	\$ 33,680	\$ 78,698	\$ 112,378

Statement of Net Position for the year ending December 31, 2025

The table below displays the Court's statement of net position for the year ending December 31, 2025.

	Traffic and Criminal	Civil and Small Claims	Total
ASSETS			
Cash held by outside agent	99,082	97,472	196,554
Total assets	\$ 99,082	\$ 97,472	\$ 196,554
LIABILITIES			
Payable to other governments	\$ 65,402	\$ 18,774	\$ 84,176
Total liabilities	\$ 65,402	\$ 18,774	\$ 84,176
NET POSITION			
Restricted for:			
Individuals & other governments	\$ 33,680	\$ 78,698	\$ 112,378
Total Net Position	\$ 33,680	\$ 78,698	\$ 112,378

Accounts Receivable Comparison

	2024	2025
PAID TO CITY OF SIDNEY		
Computer Research Fund	\$31,791	\$33,192
City Fines/Forfeitures	\$20,182	\$24,270
Court Costs	\$189,811	\$194,832
40% Ohio State Highway Patrol	\$34,387	\$39,573
Witness and Jury Fees	\$24	\$28
Indigent Alcohol Treatment Fund	\$6,288	\$6,459
DUI Enforcement/Education Fund	\$764	\$516
Civil Costs	\$208,017	\$180,648
Small Claims Costs	\$1,535	\$1,495
Trusteeship Fees	\$0	\$0
Special Projects	\$104,706	\$109,880
Non Moving Violation	\$206	\$49
Special Pro. Ind Alcohol Treatment	\$2,990	\$4,969
Sidney Police Fee	\$10,141	\$9,852
Unclaimed funds	\$1,434	\$3,185
Drug Test	\$132	\$38
Probation Services Fee	\$12,618	\$12,129
Total Paid To City of Sidney	\$625,828	\$621,112

PAID TO SHELBY COUNTY		
Victims Services	\$1,108	\$1,022
Canine Control	\$151	\$700
Regular Fines	\$67,070	\$73,832
Uniform Traffic	\$32,325	\$26,960
10% Ohio State Highway Patrol	\$8,647	\$9,893
Witness and Jury Fees	\$1,625	\$1,779
Crime Stoppers	\$395	\$387
Public Defender Fee	\$8,385	\$8,949
Shelby County Sheriff's Fees	\$2,308	\$2,161
DUI Incarceration	\$4,308	\$3,549
DUI Enforcement/Education Fund	\$731	\$235
Shelby County Sheriff Drug Enforcement	\$0	\$150
Overload Fines	\$183	\$250
Law Library	\$4,000	\$4,000
Total Paid To Shelby County	\$131,234	\$133,867

Accounts Receivable Comparison

	2024	2025
PAID TO STATE OF OHIO		
Reparations Rotary (Victims of Crime)	\$31,259	\$35,003
50% Ohio State Highway Patrol	\$42,983	\$49,467
Department of Liquor Control	\$34	\$91
Division of Wildlife	\$715	\$1,670
Division of Watercraft	\$150	\$25
Board of Pharmacy	\$164	\$150
Seatbelt Education Fund	\$4,238	\$4,960
DUI Enforcement/Education Fund	\$510	\$690
Legal Aid Funding	\$40,711	\$35,095
Highway Patrol Drug Enforcement Fund	\$405	\$190
Expungement fees	\$630	\$690
Indigent Defense Support Fund	\$81,654	\$90,385
Moving Violation Drug Enforcement	\$10,535	\$11,812
Moving Violation IDSF	\$15,046	\$16,868
State General Fund	\$71	\$15
Statewide Treatment and Prevention	\$0	\$2,756
Total Paid To State of Ohio	\$229,104	\$249,866

MISCELLANEOUS	\$6,237	\$6,348
----------------------	----------------	----------------

(Includes Restitution Paid, Foreign County Sheriff Fees, Payments to Villages, Marriage Fees, etc.)

TOTAL PAID OUT TO GOV'T AGENCIES	\$992,404	\$1,011,193
---	------------------	--------------------

MISCELLANEOUS CIVIL RECEIPTS	\$1,126,331	\$947,473
-------------------------------------	--------------------	------------------

(Includes Garnishments, Judgments, Trusteeship, Restitution, and all other Miscellaneous Civil Accounts)

COMMUNITY SERVICE CREDIT FOR FINES	\$5,157	\$4,164
---	----------------	----------------

Five Year Comparison of Cases Filed

TYPE OF CASE FILED	2021	2022	2023	2024	2025
Felonies	120	89	107	135	167
Criminal Misdemeanors	532	526	534	697	685
Driving Under Influence	149	129	103	89	124
Other Traffic	4,959	3785	3,126	3,274	3,972
Civil	1,226	1188	1245	1,337	1,158
Evictions	160	199	218	218	177
Small Claims	32	54	43	37	38
Total	7,178	5,970	5,376	5,787	6,321

Cases Reactivated	406	389	326	335	521
--------------------------	-----	-----	-----	-----	-----

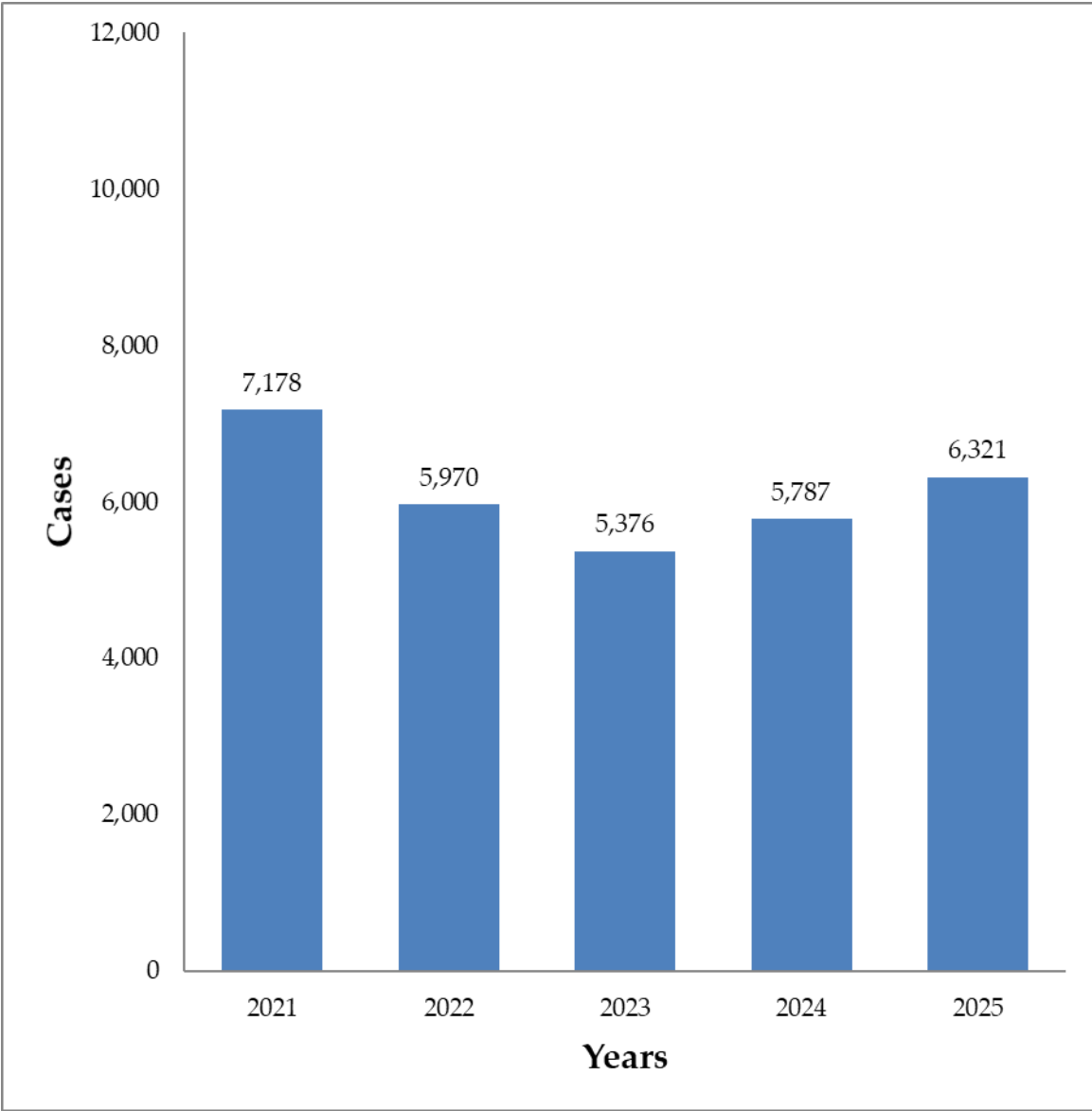
Wage Garnishments	604	664	715	810	654
Bank Garnishments	15	65	63	49	87

Wedding Ceremonies	36	24	42	44	48
---------------------------	----	----	----	----	----

Note: The total cases filed number counts cases based on filing date, rather than offense date. As a result, this total will not match the case filings by agency total on page 11 of this report.

Five Year Comparison of Cases Filed

The table below represents a 5-year comparison of total cases filed in Sidney Municipal Court. Totals include all case types: felonies, criminal misdemeanors, DUI's, Other Traffic, Civil, Evictions, and Small Claims.



Note: The table does not include cases that were “reactivated.” Reactivated cases are cases in which a defendant failed to appear, causing the case to be temporarily made inactive. When a defendant appears after the case was previously placed on inactive status, the case is reactivated. The Court processed 521 reactivations during 2025.

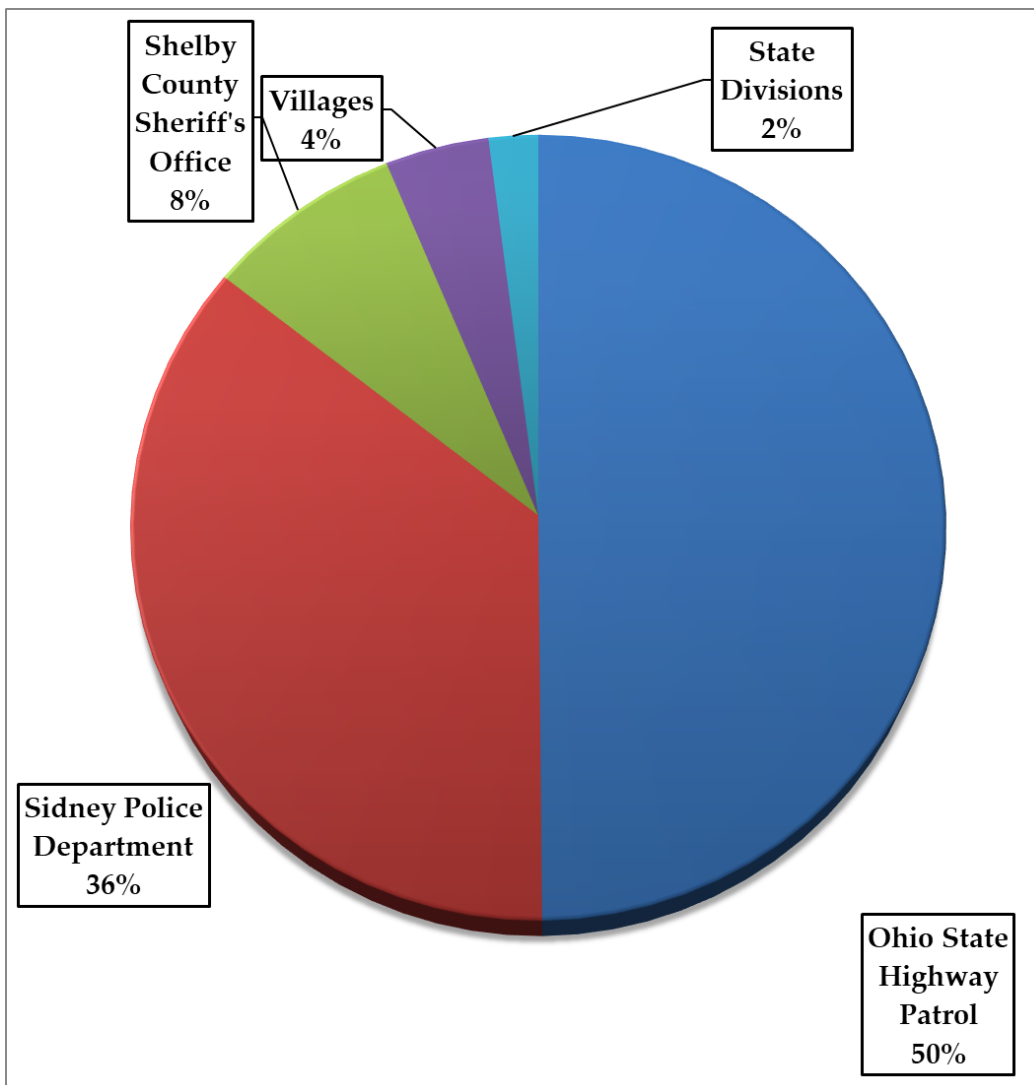
Breakdown of Traffic/Criminal/OVI Case Filings by Agency

AGENCY	FELONIES	CRIMINAL MISD.	DUIs	OTHER TRAFFIC	TOTAL
Ohio State Highway Patrol	4	14	48	2,400	2,466
Sidney Police Department	118	496	35	1,120	1,769
Shelby County Sheriff's Office	36	85	34	215	370
Dog Warden	0	31	0	0	31
Village of Anna	4	12	1	30	47
Village of Botkins	3	15	1	82	101
Village of Jackson Center	0	5	2	5	12
Village of Fort Loramie	2	4	2	30	38
Village of Port Jefferson	0	0	0	12	12
State of Ohio Division of Wildlife	0	18	0	0	18
State of Ohio - Parks & Rec & EPA	0	3	0	75	78
State of Ohio Division of Watercraft	0	1	1	0	2
Ohio Department of Commerce - Liquor Control	0	1	0	0	1
Ohio Department of Taxation	0	1	0	0	1
TOTALS	167	686	124	3,969	4,946

Note: The total cases filed by agency counts cases based on offense date, rather than date filed with the Court. As a result, this total will not match the total cases filed on page 9 of this report.

Breakdown of Traffic/Criminal/OVI Case Filings by Agency

Agencies	TOTAL	%
Ohio State Highway Patrol	2,466	50%
Sidney Police Department	1,769	36%
Shelby County Sheriff's Office	401	8%
Villages	210	4%
State Divisions	100	2%
Total	4,946	100%



Case Dispositions 2024 and 2025

FELONIES	2024	2025
Preliminary Hearing Held	40	77
Waiver of Preliminary Hearing	96	92
Dismissals (including at Prelim. Hearing	-	-
Unavailability of Defendant	2	6
Plea to Reduce Charge	-	-
Total	138	175
CRIMINAL MISDEMEANORS	2024	2025
Jury Trials	4	4
Court Trials	2	2
Plea	429	504
Payment through Violations Bureau	28	51
Dismissals	194	164
Unavailability of Defendant	139	215
Appeals	-	-
Transfer to Another Judge or Court	-	-
Total	796	940
DRIVING UNDER INFLUENCE	2024	2025
Jury Trials	1	1
Court Trials	1	-
Plea	90	96
Dismissals	4	10
Unavailability of Defendant	16	8
Appeals	-	-
Transfer to Another Judge or Court	-	-
Total	112	115

Case Dispositions 2024 and 2025 Continued

OTHER TRAFFIC	2024	2025
Jury Trials	-	-
Court Trials	9	13
Plea	636	846
Payment through Violations Bureau	2,491	2,708
Dismissals	111	317
Unavailability of Defendant	213	272
Appeals	-	-
Transfer to Another Judge or Court	-	-
Total	3,460	4,156
OTHER TRAFFIC		

CIVIL	2024	2025
Jury Trials	-	-
Trials to Court (Including Defaults)	1,086	982
Appeals/Bankruptcy Stays	3	3
Dismissals/Other Terminations	457	450
Transfers to Another Judge or Court	2	1
Total	1,548	1,436
SMALL CLAIMS		
Hearings (Including Defaults)	28	30
Transfers to Civil Docket	-	1
Appeals/Bankruptcy Stays	-	-
Dismissals/Other Terminations	15	8
Transfer to Another Court	-	-
Total	43	39

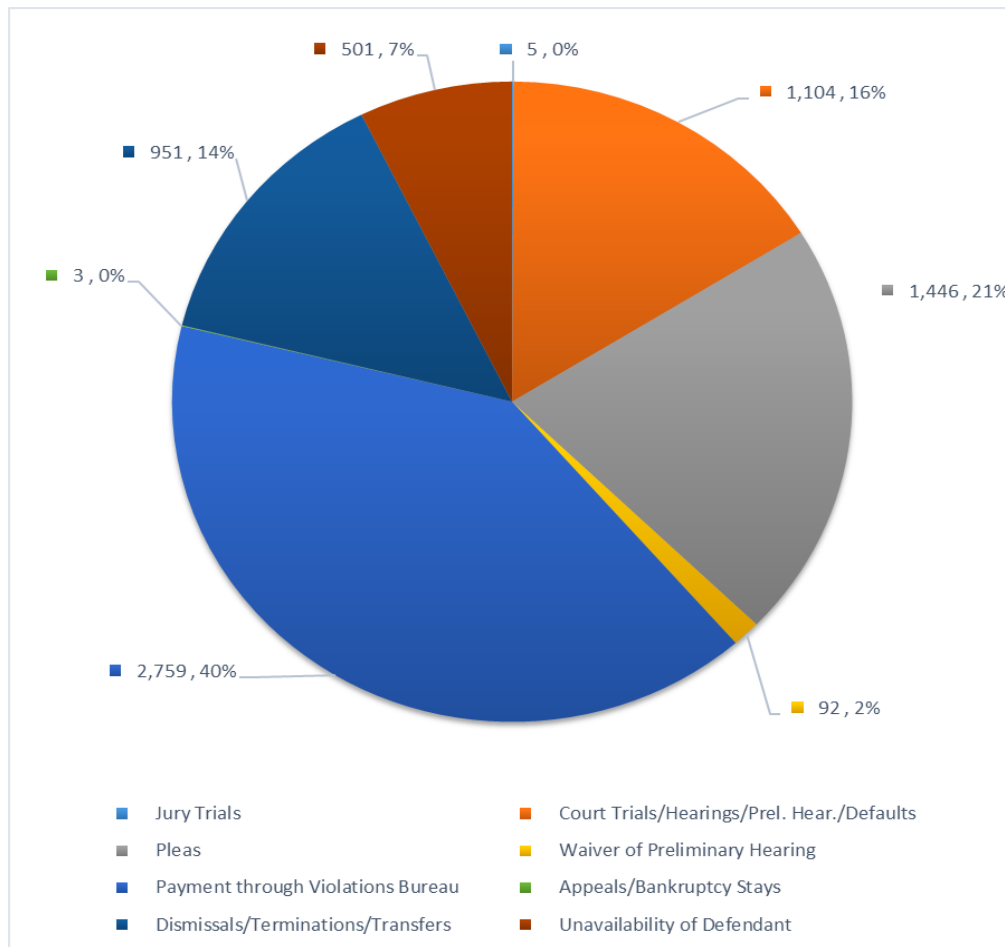
Case Dispositions 2024 and 2025 Continued

TOTALS FOR ALL CASES	2024	2025
Jury Trials	5	5
Court Trials/Hearings/Prel. Hear./Defaults	1,168	1,104
Plea	1,155	1,446
Waiver of Preliminary Hearing	96	92
Payment through Violations Bureau	2,519	2,759
Appeals/Bankruptcy Stays	3	3
Dismissals/Terminations/Transfers	783	951
Unavailability of Defendant	370	501
TOTAL	6,099	6,861

2025 Case Disposition Totals

The chart below represents a breakdown of the final dispositions of cases in Sidney Municipal Court during 2025.

Dispositions	Total	%
Jury Trials	5	0%
Court Trials/Hearings/Prel. Hear./Defaults	1,104	16%
Pleas	1,446	21%
Waiver of Preliminary Hearing	92	1%
Payment through Violations Bureau	2,759	40%
Appeals/Bankruptcy Stays	3	0%
Dismissals/Terminations/Transfers	951	15%
Unavailability of Defendant	501	7%
Total	4,794	100%



2025 Juror Statistics

FIRST TERM (01-01-2025 THROUGH 04-30-2025)			
Number of Jurors Pulled by Jury Commission	250		
Removed by Jury Commission:	26	10%	
Returned by Post Office:	4	2%	
Excused Based on Questionnaire Information	34	14%	
Moved out of Jurisdiction	5		
Medical Reasons	20		
Occupation	9		
JURORS AVAILABLE TO SERVE FIRST TERM:	186	74%	
SECOND TERM (05-01-2025 THROUGH 08-31-2025)			
Number of Jurors Pulled by Jury Commission	250		
Removed by Jury Commission:	25	10%	
Returned by Post Office:	6	2%	
Excused Based on Questionnaire Information	34	14%	
Moved out of Jurisdiction	13		
Medical Reasons	14		
Occupation	7		
JURORS AVAILABLE TO SERVE SECOND TERM:	185	74%	
THIRD TERM (09-01-2025 THROUGH 12-31-2025)			
Number of Jurors Pulled by Jury Commission	250		
Removed by Jury Commission:	28	11%	
Returned by Post Office:	13	5%	
Excused Based on Questionnaire Information	28	11%	
Moved out of Jurisdiction	5		
Medical Reasons	13		
Occupation	10		
JURORS AVAILABLE TO SERVE THIRD TERM:	181	72%	
TOTAL NUMBER OF JURORS DRAWN FOR 2025	750		
TOTAL NUMBER OF JURORS AVAILABLE FOR 2025	552	74%	

Probation Department Statistics 2025

NEW PROBATION CASES IN 2025	373	
SUCCESS RATE	70%	
PROBATION COMPLETIONS IN 2025	SUCCESSFUL COMPLETIONS	UNSUCCESSFUL COMPLETIONS
	164	73

ASSESSMENTS AND REPORTS

PRE-SENTENCE INVESTIGATIONS	52
PRETRIAL SERVICES INTERVIEWS	619
MAT	282
CST	225
PAT	11

REFERRALS TO PROGRAMMING

72 HOUR INTERVENTION PROGRAM	37
GPS/HOUSE ARREST	14 – 969 Days
SCRAM	25 – 1701 Days
MENTAL HEALTH COUNSELING	48
ANGER/RAGE COUNSELING	34
HALFWAY HOUSE	17
IN PATIENT PROGRAMS	15
PARENTING CLASSES	7
PRETRIAL SUPERVISION	8
BATTERER'S INTERVENTION	15
DRUG/ALCOHOL EVALUATIONS	57
COMMUNITY SERVICE HOURS	456.5
MENTAL HEALTH EVALUATIONS	48
IN HOUSE ALCOHOL/DRUG SCREENS ADMINISTERED	1,037
THYINKING FOR A CHANGE/DECISION POINTS	45

Bailiff Department Statistics 2025

PAPERS SERVED

SUBPOENAS	403
SUMMONS	245
WRITS OF RESTITUTION FROM EVICTIONS	57
GARNISHMENTS	7
TOTAL	712

PRISONERS TRANSPORTED TO / FROM JAIL

FEMALES	31
MALES	87
PROBATION/CONTEMPT WARRANTS (OUT OF COUNTY PRISONER PICKUPS)	12
TOTAL	130

LICENSE INTERVENTION PROGRAM

SUCCESSFUL COMPLETION	81
UNSUCCESSFUL COMPLETION	9
PENDING	3
TOTAL	93

VIDEO APPEARANCES

FEMALES	181
MALES	658
TOTAL	839

NUMBER OF INDIVIDUALS PASSING THROUGH SECURITY

Quarter 1	Quarter 2	Quarter 3	Quarter 4	TOTAL
4,309	4,340	4,452	4,690	17,791