
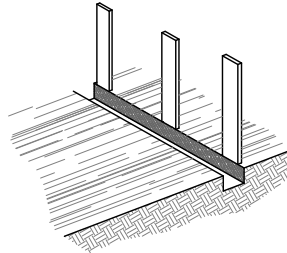


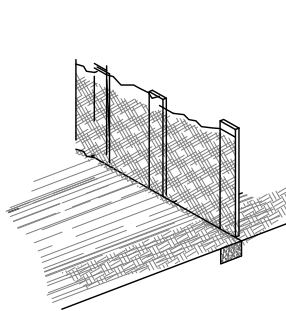
A. SET STAKES NO MORE THAN 3' APART AND DRIVE THEM INTO THE GROUND AT LEAST 8".



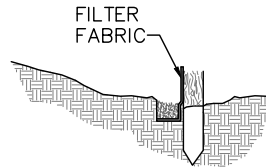
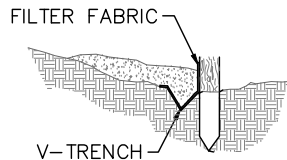

B. EXCAVATE A 4" x 4" TRENCH UP SLOPE ALONG THE LINE OF STAKES.



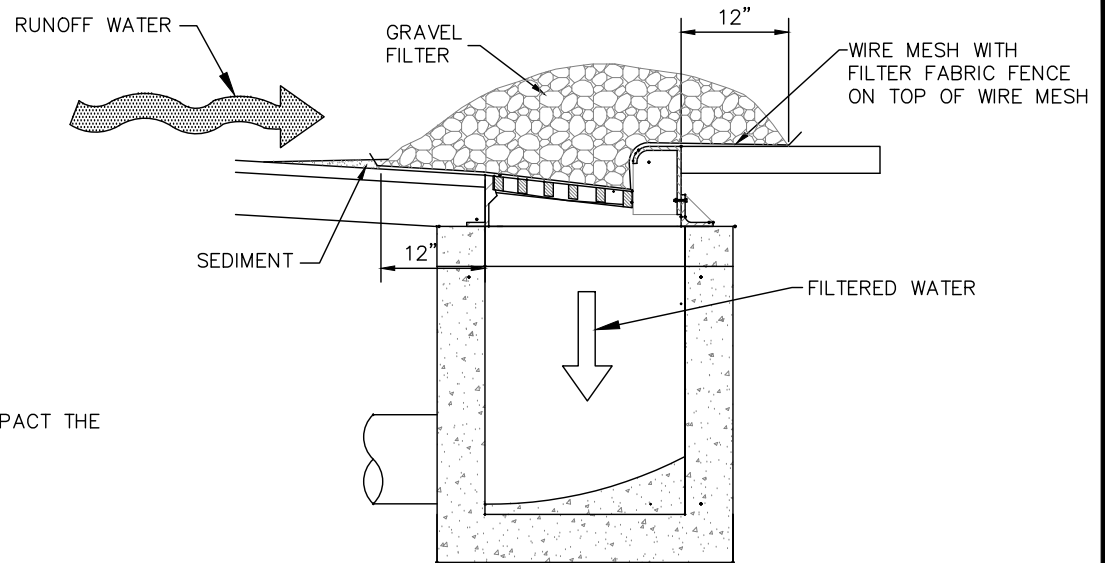
C. STAPLE FILTER MATERIAL ON UP SLOPE SIDE OF STAKES AND EXTEND IT INTO THE TRENCH. WHEN JOINTS ARE NECESSARY, OVERLAP MATERIAL BETWEEN 2 STAKES AND FASTEN SECURELY.



D. BACKFILL AND COMPACT THE EXCAVATED SOIL.



SILT FENCE



GRAVEL CURB INLET SEDIMENT FILTER

(AS REQUIRED BY THE CITY)

GRAVEL CURB INLET SEDIMENT FILTER NOTES

- A.** HARDWARE CLOTH OR COMPARABLE WIRE MESH WITH 1/2-INCH OPENINGS SHALL BE PLACED OVER THE CURB INLET OPENING SO THAT AT LEAST 12 INCHES OF WIRE EXTENDS ACROSS THE INLET COVER AND AT LEAST 12 INCHES OF WIRE EXTENDS ACROSS THE CONCRETE GUTTER FROM THE INLET OPENING, AS ILLUSTRATED.
- B.** STONE SHALL BE PILED AGAINST THE WIRE SO AS TO ANCHOR IT AGAINST THE GUTTER AND INLET COVER AND TO COVER THE INLET OPENING COMPLETELY. ODOT NO. 1 COARSE AGGREGATE SHALL BE USED.
- C.** IF THE STONE FILTER BECOMES CLOGGED WITH SEDIMENT SO THAT IT NO LONGER PERFORMS ITS FUNCTION, THE STONE MUST BE PULLED AWAY FROM THE CATCH BASIN, CLEANED AND REPLACED.